Acrocordia gemmata (Ach.) A.Massal.

Sporen hyalin, 2-zellig, stark warzig, im Ascus auffallend 1-reihig. Hamathecium J-. Paraphysen stark netzig verzweigt und anastomosierend.

[16468], Germany, Baden-Württemberg, Kreis Göppingen, Ruine Helfenstein oberhalb Geislingen, Laubbaum im zusammen mit Bacidia rubella im Wald. 48.61613° N, 9.85064° E, 644 m. Leg et det. Schumm 15.04.2010.



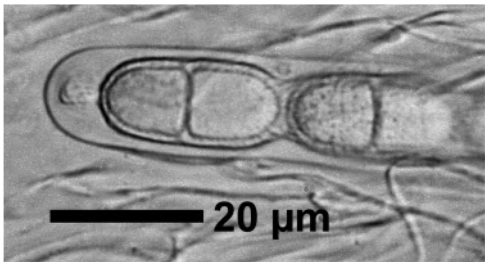

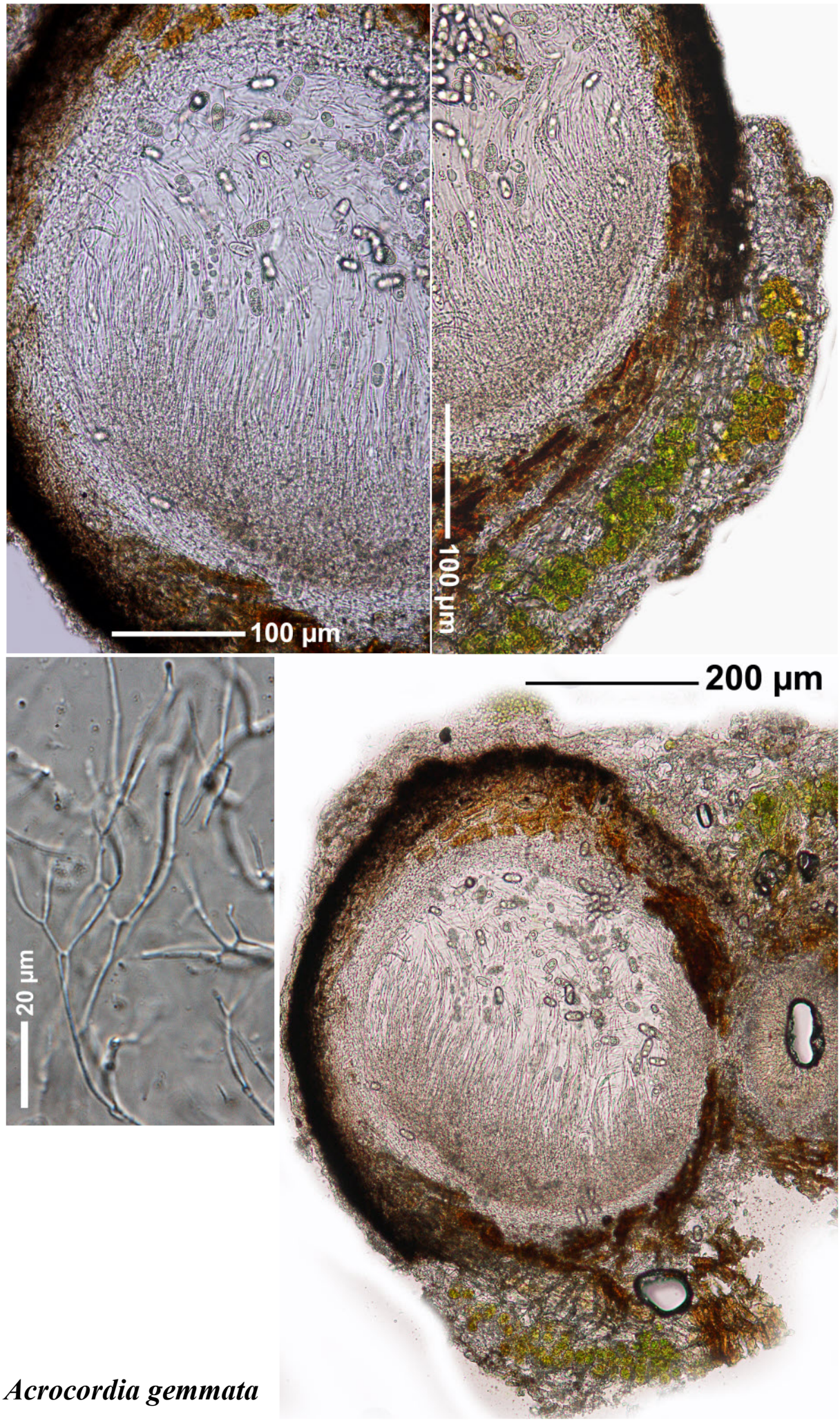

Acrocordia gemmata