

Astrothelium variolosum (Ach.) Müll. Arg., Flora, Regensburg 68(12): 255 (1885)
 = *Trypethelium variolosum* Ach., Syn. meth. lich. (Lund): 104 (1814)
 = *Pseudopyrenula catervaria* (Fée) Müll. Arg., Flora, Regensburg 66: 248 (1883)
 = *Pyrenula catervaria* (Fée) A. Massal., Framm. Lichenogr.: 25 (1855)
 = *Spermatodium catervarium* (Fée) Trevis., Conspect. Verruc.: 10 (1860)
 = *Trypethelium catervarium* (Fée) Tuck., Gen. lich. (Amherst): 260 (1872)
 = *Verrucaria catervaria* Fée, Essai Crypt. Exot. (Paris): 90 (1825) [1824]

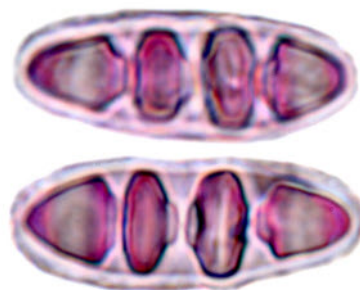
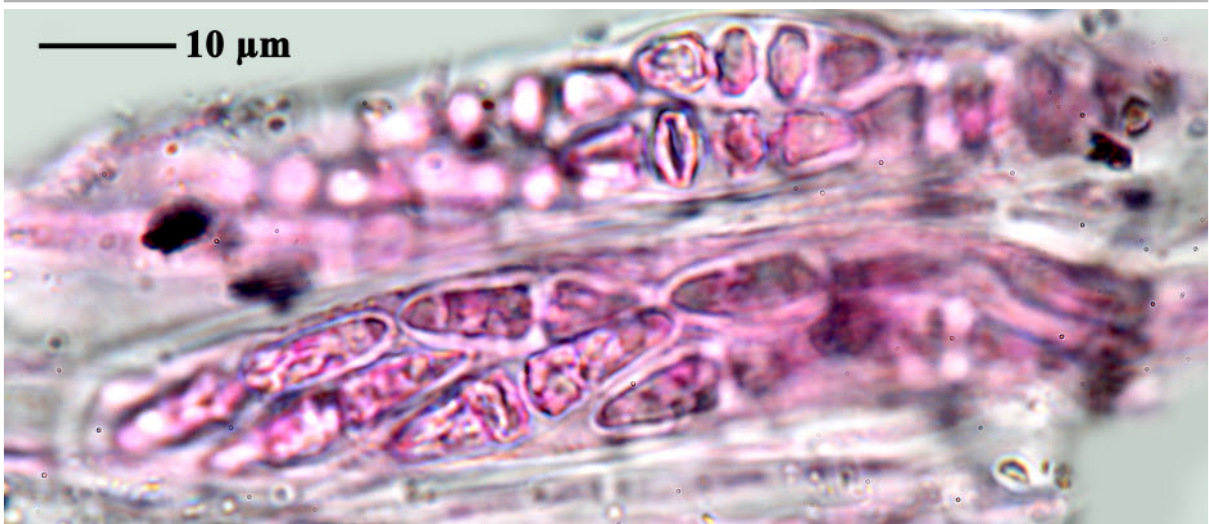
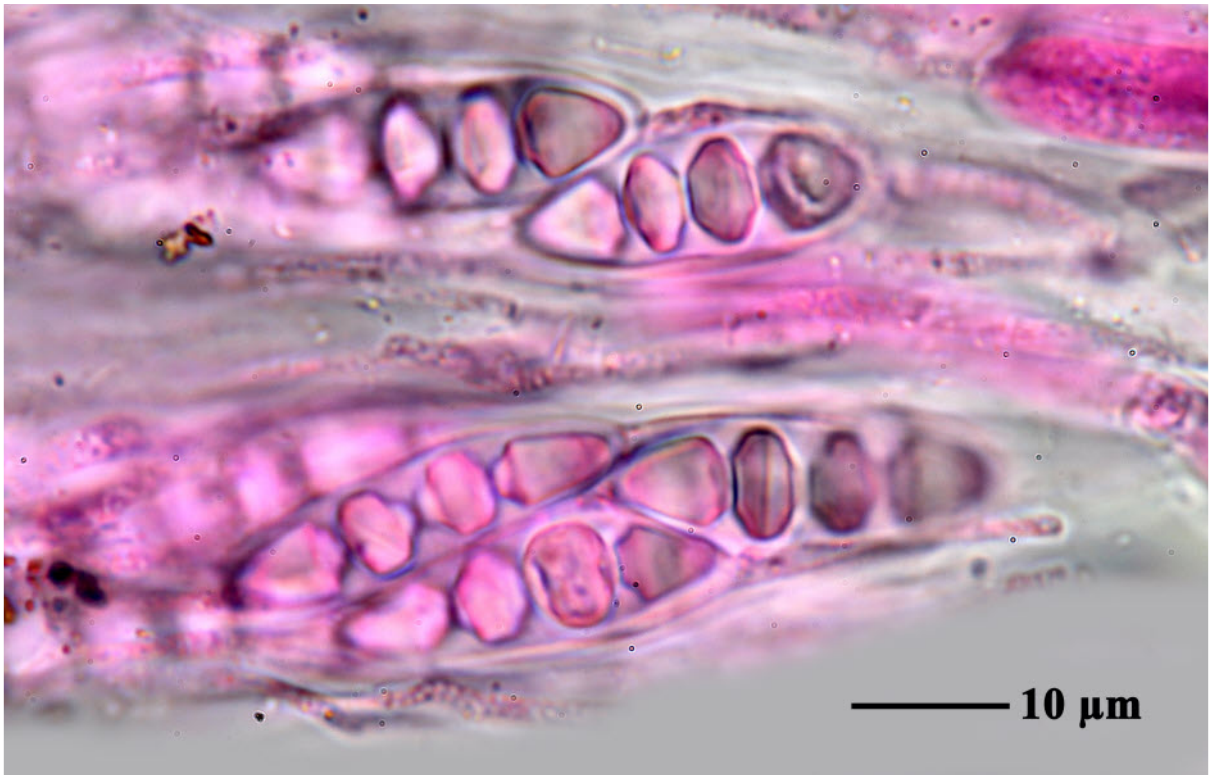
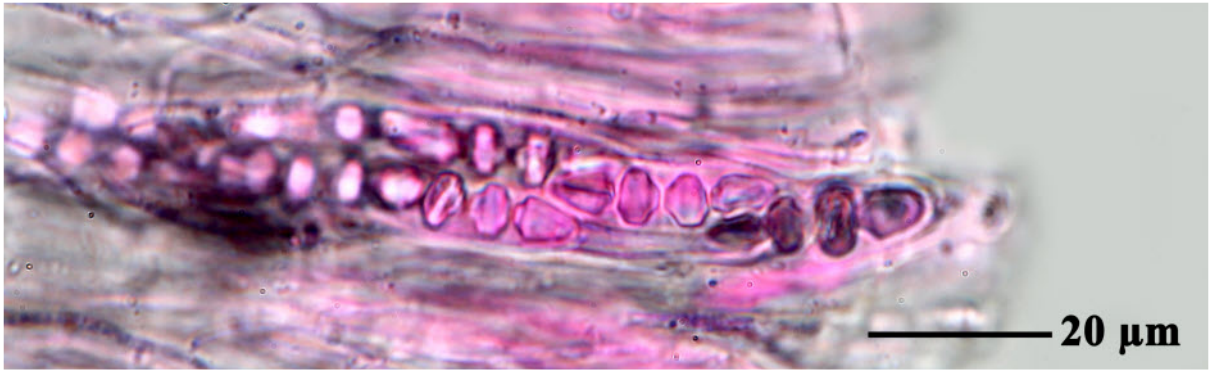
Thallus corticate, pale greenish grey to pale yellowish brown (lichexanthone colour), smooth to uneven. Ascomata astrothelioid, several chambers joined with excentric, fused ostioles; joined ascomata pseudostromatic; pseudostromata 0.7-1.5 mm broad, erumpent to prominent, irregular in outline, covered by thallus but often paper to whitish with dark ostioles. Hamathecium clear. Ascospores 8/ascus, 3-septate, fusiform-ellipsoid, 20-26 x 7-9 µm, hyaline, IKI-. Chemistry: Thallus and pseudostromata UV+ yellow, K-, with lichexanthone (or 1,8-dihydroxy-3,6-dimethoxyxanthone).

[ABL18057], Guyana, East Demerara District; Timehri, Dakara Creek, Thompson's farm. In cultivated, open area, on free-standing tree, on branch. 6°29' N, 58°15' W, 10 m. Leg. H. Sipman & A. Aptroot (no 18057), 2.2.1985, det. A. Aptroot, 1990.





Astrothelium variolosum



Astrothelium variolosum