




Distothelia rubrostoma (Aptroot) Aptroot & Lücking, Lichenologist
48(6): 927 (2016)
= ***Mycomicrothelia rubrostoma*** Aptroot, Bibliotheca Lichenol. 44: 135 (1991)

Thallus pinkish grey, without prothallus lines. Ascomata single, with fringe, 1.0-1.3 mm wide and 0.2-0.6 mm high, young ostiole with red, K+ purple anthraquinone. Wall completely carbonized, to 80 μm thick. Ascospores 23-29 x 11-14 μm , with equal locules, with rounded ends, walls much thickened with a halter-sharped endospore formation, verruculose

[Culberson14551], Guadeloupe, Basse-Terre, Vieux Fort. On bark of living tree beside trail above the town. Leg. W.L. Culberson (no 14551), 25.12.1969, det. A. Aptroot 1990. ISOTYPE





Distothelia rubrostoma

10 μm