


Polymeridium jordanii (C.W. Dodge) Aptroot, Nova Hedwigia 98(1-2): 18 (2013) [2014]



= *Pseudopyrenula jordanii* C.W. Dodge, Beih. Nova Hedwigia 12: 11 (1964)

Achtung: Die nachfolgende Beschreibung (Lichenologist 48(6)) stimmt nicht mit meiner Beobachtung überein. Sporen 1-septiert, braun, 24-27 x 10-11.6 µm

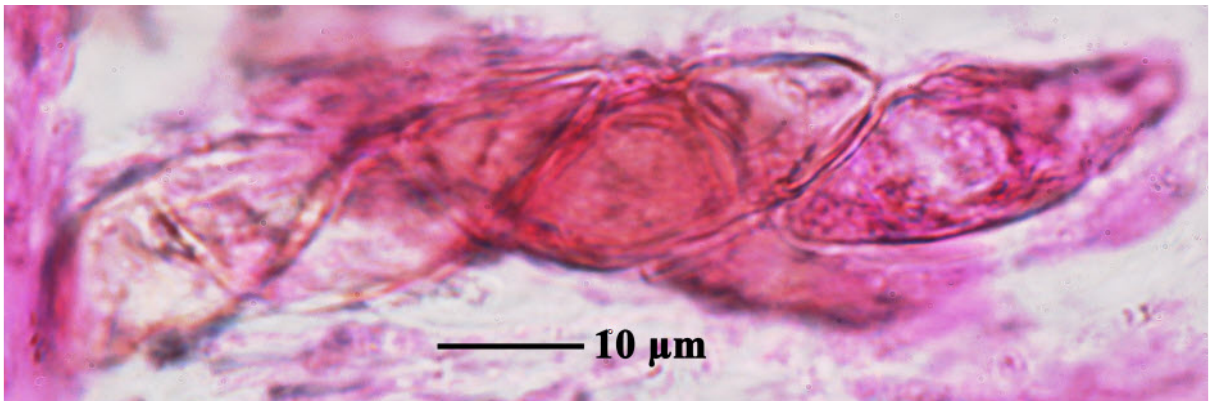
Thallus ecorticate, white, smooth to uneven. Ascomata with apical ostioles, solitary, 0.2-0.4 mm diam., erumpent, exposed an black. Hamathecium clear. Ascospores 8/ascus, 4-7 septate, fusiform, 21-30 x 5-9, µm, hyaline, IKI-, wall smooth. Chemistry: Thallus UV-, K-. TLC: no substances detected.

[ABL730181], Aldabra, Cinque Cases, on *Premna obtusifolia*. Leg. R.J. Hnatiuk, 17.04.1973.





Polymeridium jordanii



Polymeridium jordanii