
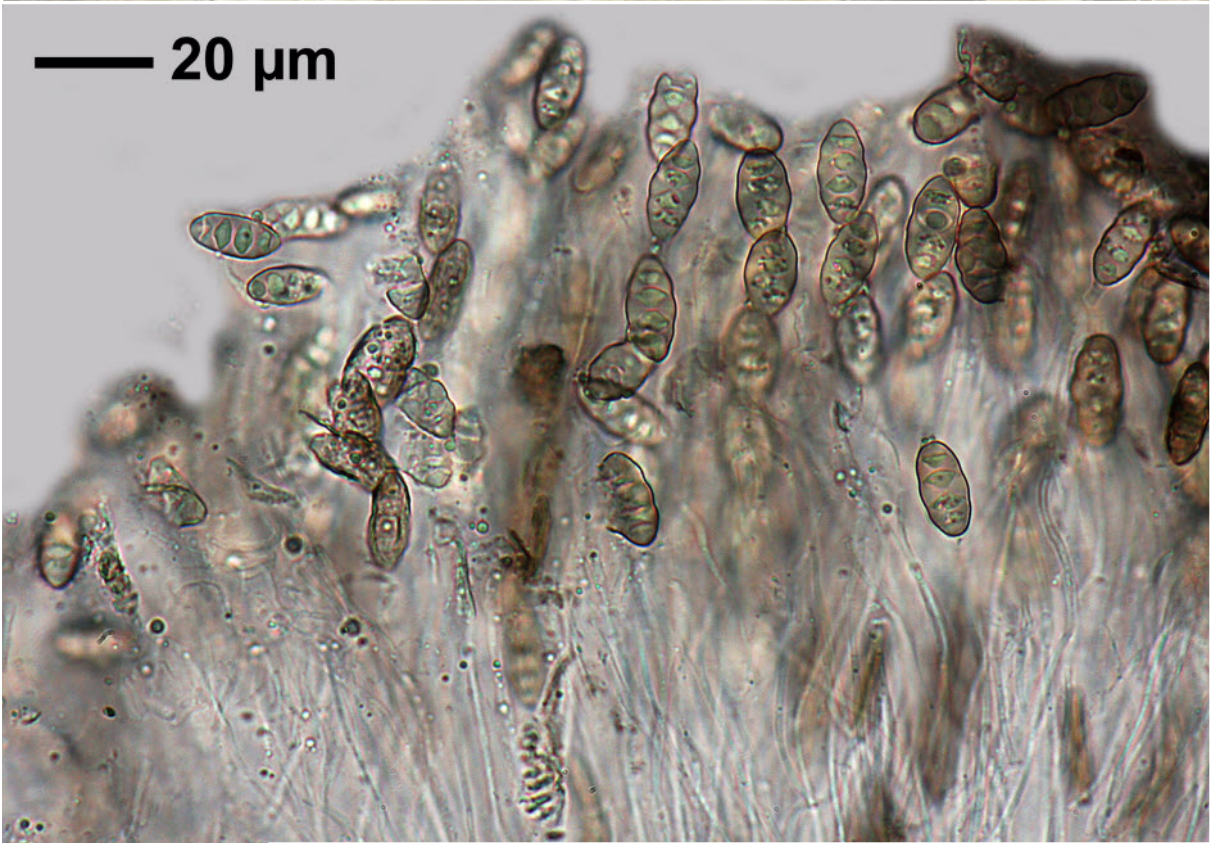



Pyrenula septicollaris (Eschw.) R.C.Harris

Thallus olive-green, UV-. Ascomata not aggregated. Ostioles strongly lateral. Ascomata and thallus without external orange or red pigments. Hamathecium not inspersed, mostly unbranched. Ascospores grey to brown, old without orange oil, distoseptate, without cilia, 8/ascus, 4-locular, lumina in a straight line, thick walled endospore at the ends, 18-20 x 8-9 μm .

[17577], Thailand, Trat province, Had Sai Dum, Mangroven Wald, 12.17332° N, 102.40616° E, 0 m. Leg. Schumm (IAL 7) 16.01.2012, det. Aptroot 2012.





Pyrenula septicollaris