

Astrothelium tuberculosum (Vain.) Aptroot & Lücking, Lichenologist 48(6): 893 (2016)

= *Pseudopyrenula annularis* var. *tuberculosa* Vain., Ann. Acad. Sci. fenn., Ser. A 6(no. 7): 196 (1915)

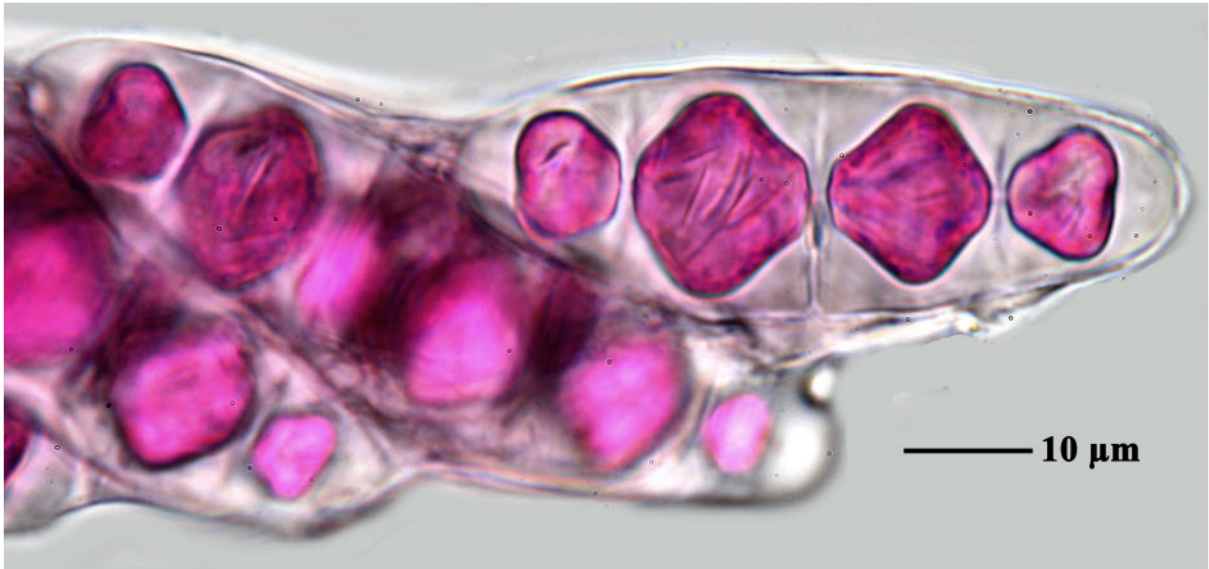
= *Trypethelium crassum* var. *tuberculosa* (Vain.) Zahlbr., Cat. Lich. Univers. 8: 128 (1931) [1932]

= *Trypethelium tuberculosum* (Vain.) R.C. Harris, Acta Amazon., Supl. 14(1-2): 76 (1986) [1984]

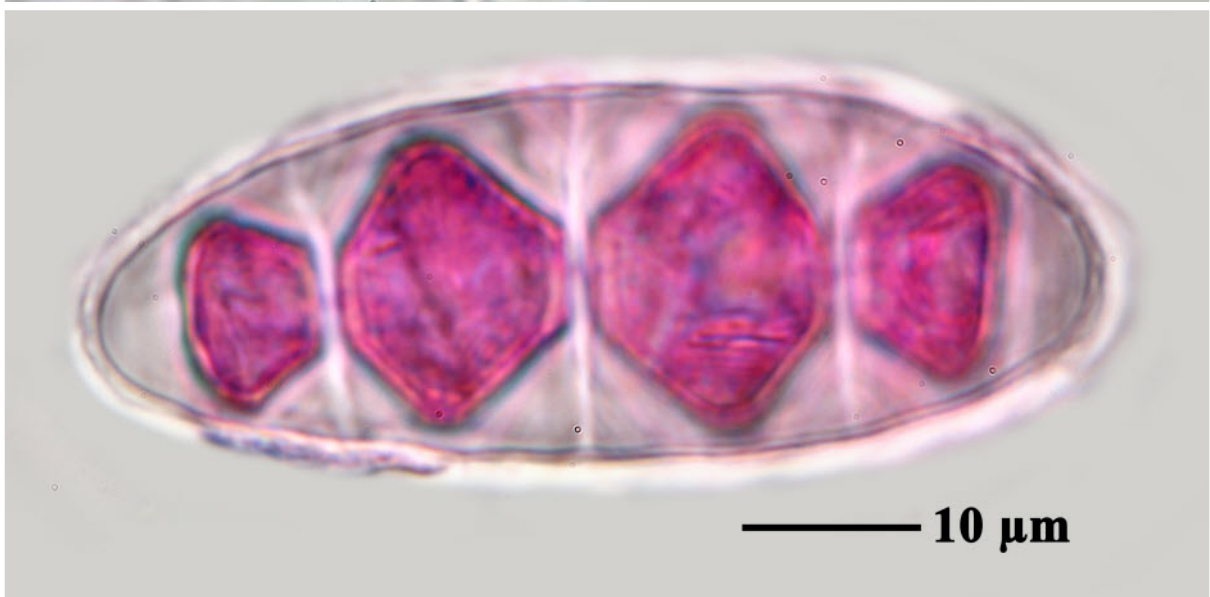
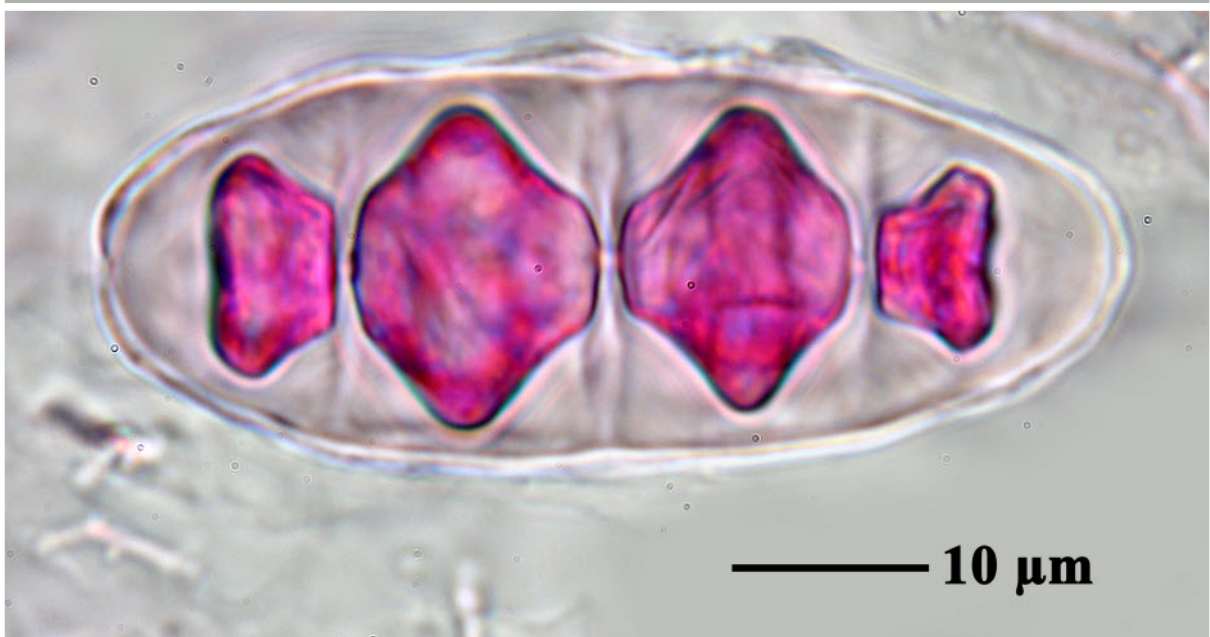
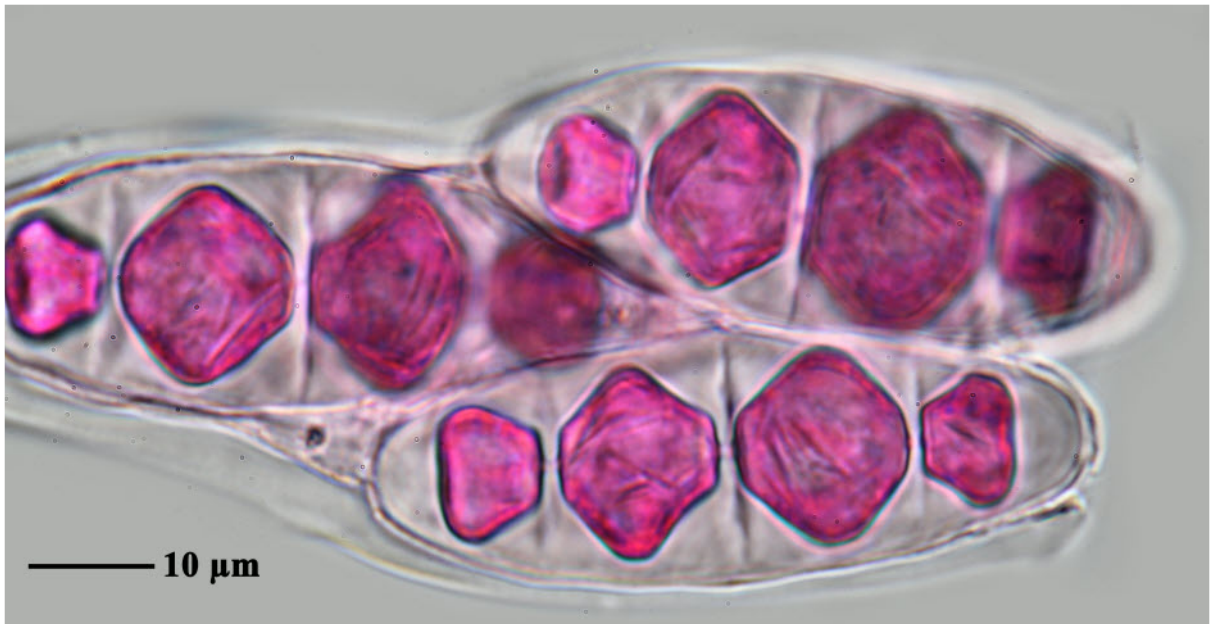
Thallus corticate, olive-green to brownish, strongly bullate. Ascomata trypethelioid, with apical ostioles, diffusely pseudostromatic; pseudostromata 1-2 mm diam., prominent to sessile, irregular, fully covered by thallus except dark ostioles surrounded by whitish rim. Hamathecium clear. Ascospores 8/ascus, 3 septate, fusiform, 48-65 x 17-20 μm , hyaline, IKI-. Chemistry: Thallus and pseudostromata UV-, K-. TLC: no substances detected.

[ABL63147], Galapagos Islands, Santa Cruz Bellavista, near parking place from trail to Media Luna Miconia. 0°40'10" S, 90°19'22" W, 400 m. Leg. A. Aptroot (no 63147), 27.05.2005, det. A. Aptroot.





Astrothelium tuberculosum



Astrotelium tuberculosum