
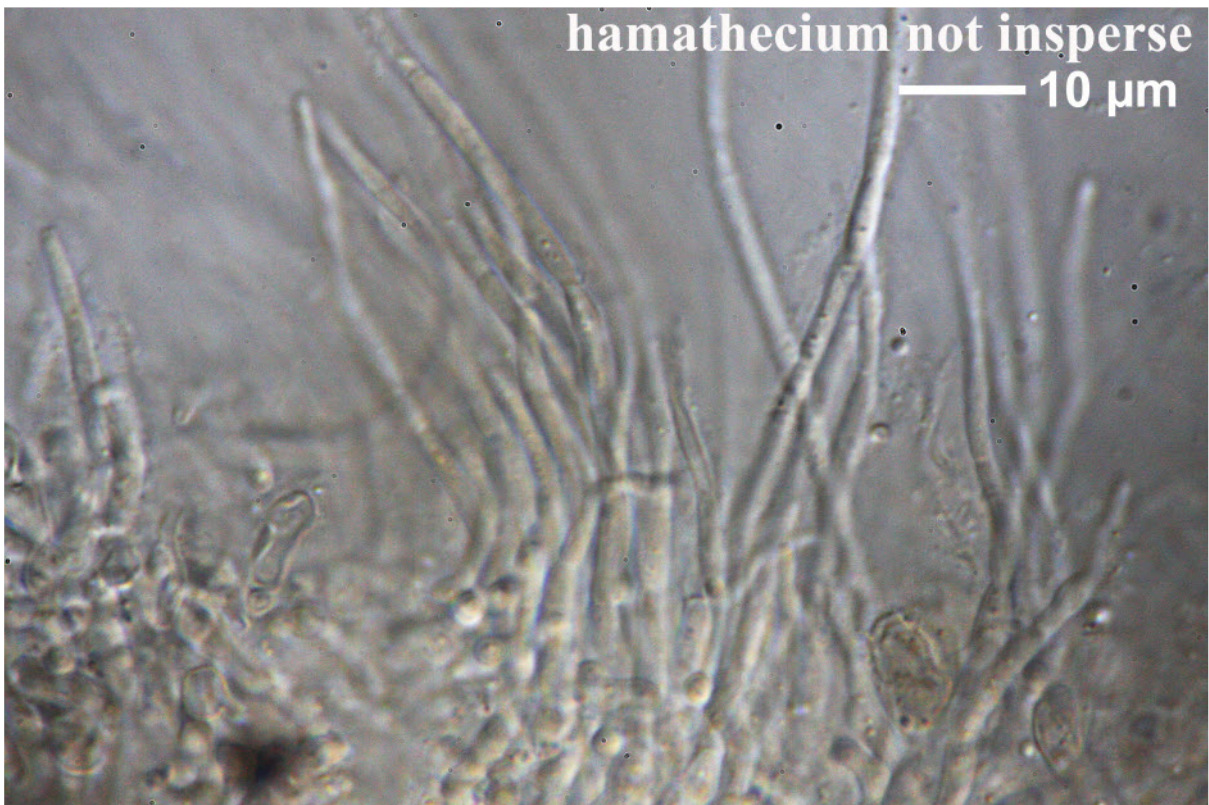



Pyrenula quassiaecola (Fée) Fée

Thallus corticate, often with pseudocyphellae, UV- (not yellow). Ascomata without external orange pigments, mostly simple and not aggregated, partly immersed in the thallus, mostly < 0.7 mm. Ostioles apical. Hamathecium not inspersed. Ascospores 3-septate, distoseptate (lumina of different shape than the outer wall), 8/ascus, grey to brown, 25-27(-37) x 11-12 μm , without dark granules between lumina, end lumina separated from exospore wall by endospore thickening, but end lumina not elongated, old without red oil. Corticolous, pantropical.

[6406], Philippinen, Mindanao, Prov. Misamis Oriental, südwestlich Gingoog City, Barangay Lunutan, 08°42.510' N, 125°01.241' E, 1120 m und am Weg auf den Mt. Lumot (Via Haruhay Trail) bis zum Zwischencamp im trop. Bergregenwald, 08°40.713' N, 125°01.649' E, 1680 m . Leg. Schumm 24.08.1999, det. Aptroot 2009.





Pyrenula quassiaecola