
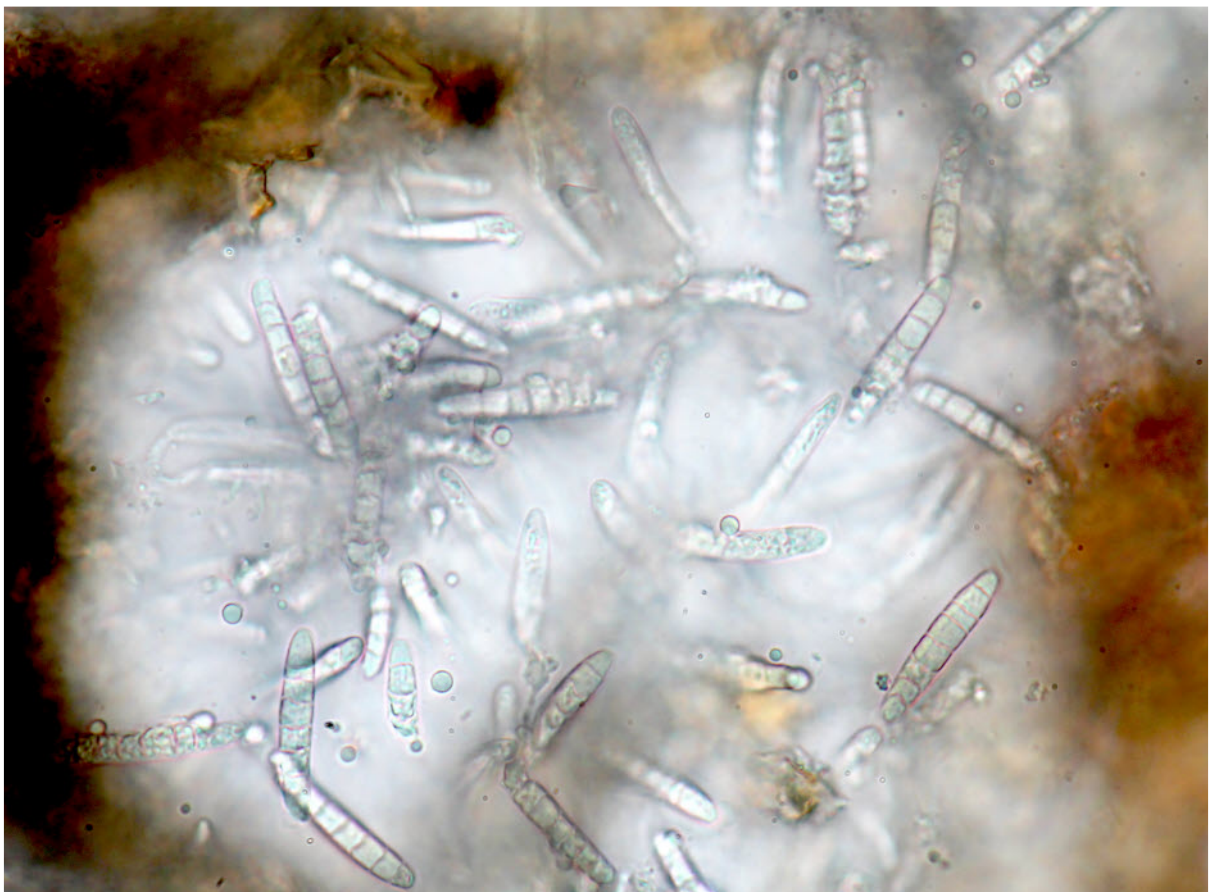



*Thekenella lateralis* Aptroot & M. Cáceres, in Aptroot, Andrade, Mendonça, Lima & Cáceres, Phytotaxa 197(3): 205 (2014)


Thallus thin, corticate, metallic grey, without pseudocyphellae, without prothallus. Ascomata immersed in the bark, pyriform, 0.4 - 0.55 mm diam., single. Wall only carbonized above. Ostiole eccentric, dark grey. Hamathecium not interspersed with oil droplets, filaments anastomosing. Ascus with ocular chamber. Ascospores 8/ascus, long ellipsoid-fusiform, hyaline, irregularly biseriate, irregularly muriform, 7-9 x 0-2-septate, 27-32 x 9-10.5  $\mu\text{m}$ , ends rounded or lower end pointed. Pycnidia not observed. Chemistry: No substances detected.

[ABL18215], Brazil, Sergipe, Aracaju, Parque da Cidade; in park with atlantic forest remnant, on tree bark. 10°52'57" S, 37°03'10" W, 75 m. Leg. M. Cáceres & A. Aptroot (no 18215), 15.9.2013, det A. Aptroot, 2013.





*Thelenella lateralis*



*Thelenella lateralis*